


## HOW TO TRANSFER YOUR MEMBERSHIP TICKET(S)

1. **Using your Mobile Phone**, go to the [MyDolphins](#) home page and click the **Sign In icon** located in the top right corner.



2. Enter the email address associated with your account then click **Next**.  
This is the email address you nominated at the time of sign up. Please note only the primary account holder is set up to access the MyDolphins Account.

## My Dolphins NRL Account

Sign In

Email Address \*

membership@dolphinsnrl.com.au

Make sure you sign in with your Dolphins NRL Account Manager email and password. This may be different from your personal Ticketmaster account.

Don't have a Dolphins NRL Account? [Create Account](#)

**Next**

3. Enter your password then click **Sign In**.

## My Dolphins NRL Account

Sign In

Password \*

.....|


SHOW

Remember Me

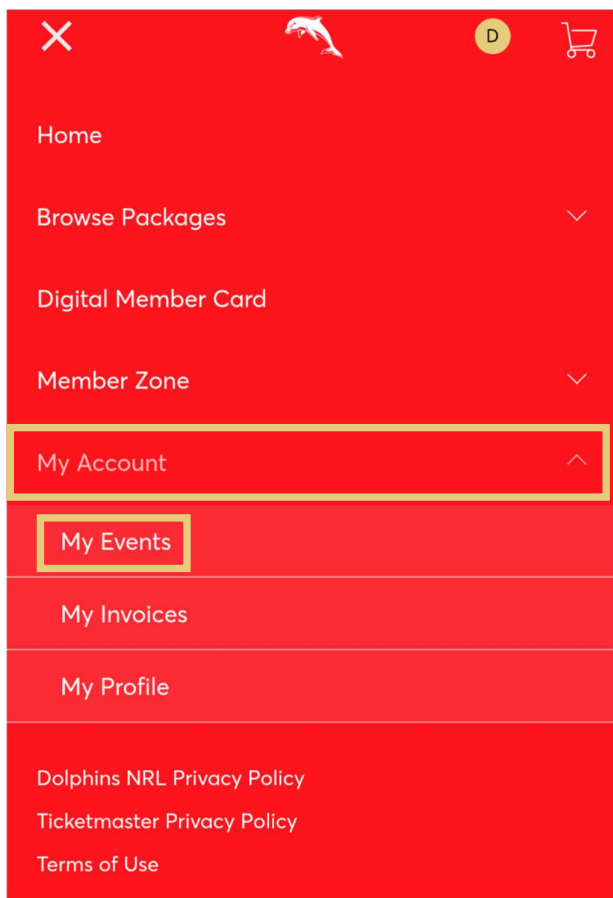
[Forgot Password?](#)

**Sign In**

4. Once logged in, select the **Menu icon** in the top left corner.



5. Select **My Account**, then select **My Events** from the drop-down menu.



6. On this page you can view your digital Dolphins membership tickets. Click **Select Event** on the game you wish to transfer to a friend.



## My Events

### Get Your Tickets Ready



For the fastest way in, view and add your tickets to Google Wallet to beat busy network connections.

🔍 Find an event



### Dolphins NRL v Cowboys

📅 Sun • 10 Mar 2024 • 03:05 PM

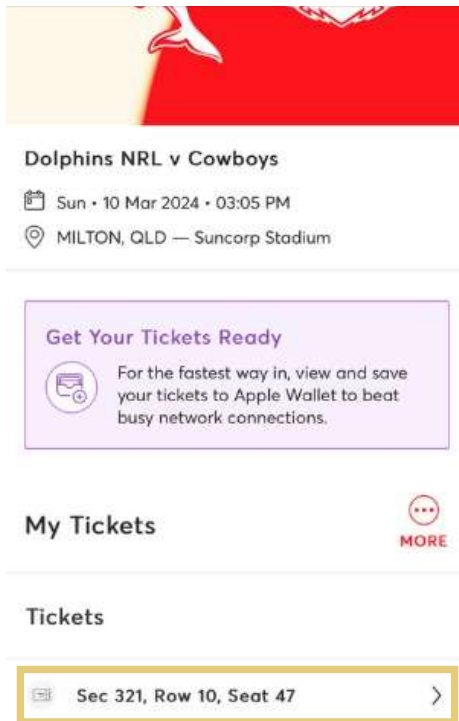
📍 MILTON, QLD — Suncorp Stadium

[Select Event](#)

- Here you can see the game and seating details. The interface will look slightly different depending whether you are using an iPhone or Android device.

### For iPhone Users

Select your **seat details**



**Dolphins NRL v Cowboys**

Sun • 10 Mar 2024 • 03:05 PM

MILTON, QLD — Suncorp Stadium

**Get Your Tickets Ready**

For the fastest way in, view and save your tickets to Apple Wallet to beat busy network connections.

**My Tickets** MORE

**Tickets**

Sec 321, Row 10, Seat 47 >

Select **Transfer**

**Dolphins NRL v Cowboys**  
Sun - 10 Mar 2024 - 03:05 PM - Suncorp Stadium

Add to Apple Wallet and beat slow WiFi on the big day.

Sec	Row	Seat
321	10	47

Gate B / Aisle 321



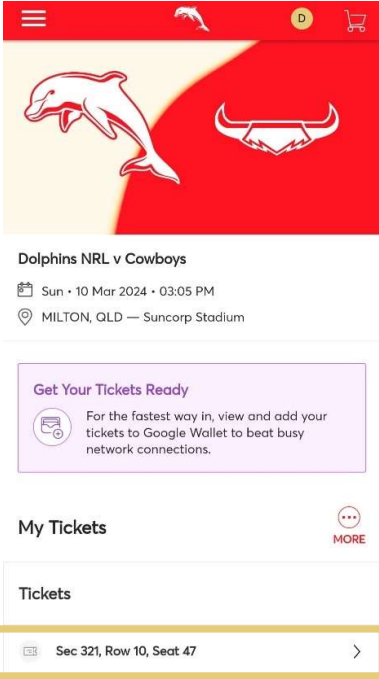
Add to Apple Wallet

< 1 of 2 >

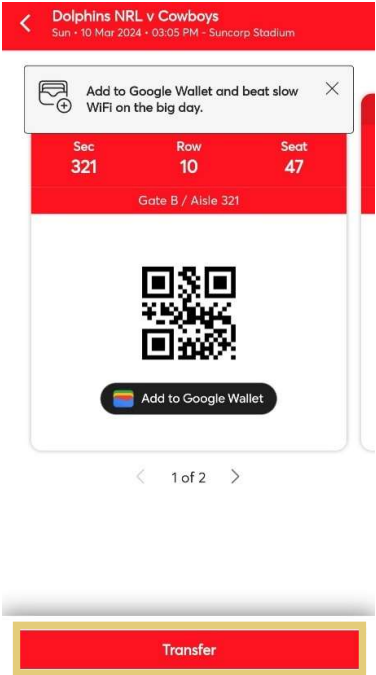
**Transfer**

For Android Users

Select your **seat details**



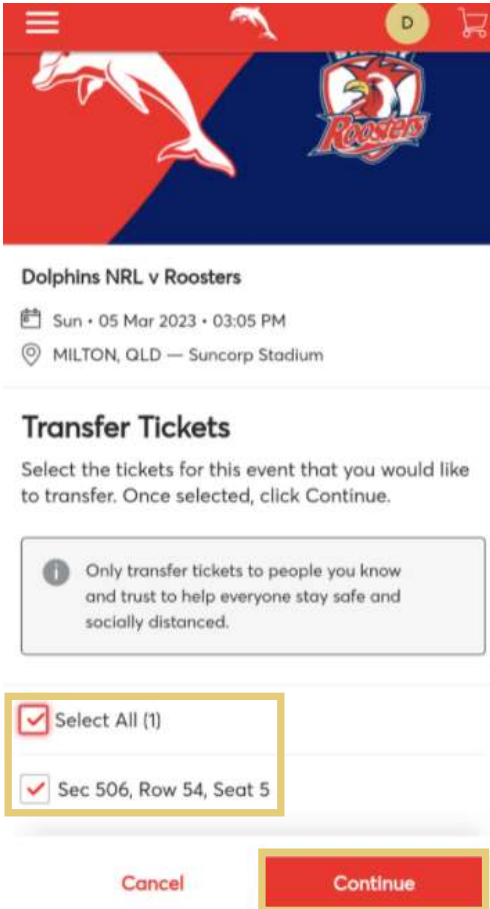
Select **Transfer**





Select the **seat you wish to transfer** and tap **Continue**.

If you hold multiple seats and only wish to pass on one of them, only select the specific seat.



The screenshot shows a mobile application interface for transferring tickets. At the top, there is a red header with a white menu icon, a white dolphin logo, a yellow circle with the letter 'D', and a white shopping cart icon. Below the header is a banner image featuring a white dolphin on a red background and the Roosters logo on a blue background. The event title "Dolphins NRL v Roosters" is displayed in bold black text. Below the title, the date and time "Sun • 05 Mar 2023 • 03:05 PM" and the location "MILTON, QLD — Suncorp Stadium" are shown. The section is titled "Transfer Tickets" in bold black text. Below the title, there is a instruction: "Select the tickets for this event that you would like to transfer. Once selected, click Continue." A grey information box contains a warning icon and the text: "Only transfer tickets to people you know and trust to help everyone stay safe and socially distanced." Below this, there is a list of tickets with checkboxes. The first item is "Select All (1)" and the second is "Sec 506, Row 54, Seat 5". Both checkboxes are checked. At the bottom, there are two buttons: "Cancel" and "Continue".

**Dolphins NRL v Roosters**

Sun • 05 Mar 2023 • 03:05 PM

MILTON, QLD — Suncorp Stadium

### Transfer Tickets

Select the tickets for this event that you would like to transfer. Once selected, click Continue.

**i** Only transfer tickets to people you know and trust to help everyone stay safe and socially distanced.

- Select All (1)
- Sec 506, Row 54, Seat 5

Cancel Continue

8. Enter the **details of the recipient** and tap **Transfer**

**Transfer Tickets**

Add a new recipient or select an existing recipient to transfer the selected tickets to. Once selected, click Transfer. To edit the tickets you are transferring, click Edit.

---

**Add A New Recipient**

First Name \*

Last Name \*

Email \*

Add a Message (Optional)

**Cancel** **Transfer**

9. This will trigger an email to be sent to your recipient.

**Please note:** Your recipient must accept the tickets **before the cut off date** to complete the transfer. If they do not have a My Dolphins Account Manager it will prompt them to create one to load their ticket.



 My Account

## It's Time: Accept Your Tickets Now

Dolphins just sent you 1 Dolphins NRL ticket(s).

**A message from Dolphins NRL:**

Here's my Ticket!

[Accept Tickets](#)

Accept by Sat • 18 Feb 2023 • 06:05 PM

### How to Accept Your Transfer

1. On your smartphone, tap the Accept Tickets button above.
2. [Sign in](#) with your Dolphins NRL account, or [create one](#), to accept your tickets. (The email and password for your Dolphins NRL account may be different from your Ticketmaster account.)
3. Keep an eye out for a follow-up email with instructions on how to view and save your tickets for the big day.